

# IPC-610-H

## 4U 14-slot Rackmount Chassis with Front-accessible USB/PS2 Connector

**NEW**



### Features



- 4U-high supports up to 14-slot ISA or ISA/PCI backplane rackmount chassis
- Equipped with 300 W ATX PFC PS/2 power supply
- Easy installation front accessible disk drive bays to hold three half-height drives, one 3.5" FDD and one internal 3.5" disk drive
- Front accessible USB & PS/2 keyboard I/O interface
- Front viewable system LED
- Designed to withstand environmental extremes, such as shock, vibration and high temperature
- Optional ATX motherboard version and 400 W PFC P/S

### Introduction

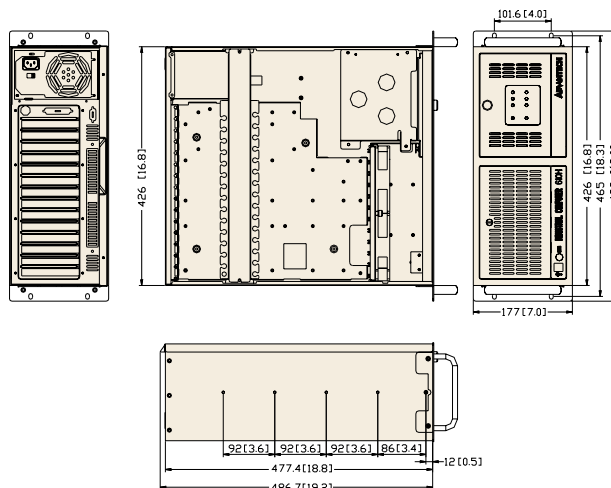
IPC-610-H is a 4U-high 14-slot rackmount industrial computer chassis designed for mission-critical applications. The unit includes a versatile 14-slot passive backplane; high-efficiency 300 W ATX with PFC (Power Factor Correction) power supply and dual easy maintenance cooling fans. A front viewable system status LED displays the power, HDD and system voltage activity. An advanced cooling system with dual high CFM fans provides sufficient flow to cool the systems key components. The front accessible USB and PS/2 keyboard I/O interface can be connected with a wide range of peripheral devices for data transfer, backup and input. Flexible mechanical design supports single PS/2 or redundant power supply through a power bracket replacement. All these outstanding features make IPC-610-H the best choice for price/performance and total cost ownership.

### Specifications

		Front-accessible	Internal
Drive Bay	3.5"	1	
	5.25"	3	
Cooling	Fan	1 (84 CFM/each)	
	Air Filter	Yes	
Miscellaneous	Slide Rail	General Device C-300 series supported (not included)	
	Indicator	Power & HDD activity	
	Rear Panel	D-SUB 9-pin and 25-pin bracket	
Environment	Temperature	Operating 0 ~ 40 °C (32 ~ 104 °F)	Non-Operating -20 ~ 60 °C (-4 ~ 140 °F)
	Humidity	10 ~ 85 % @ 40 °C, non-condensing	10 ~ 95 % @ 40 °C, non-condensing
	Vibration (5-500 Hz)	10 G (With 11 msec duration, 1/2 sine wave)	2 G
	Shock	1 Grms	30 G
	Acoustic Noise	Less than 52dB sound pressure at 5 ~ 28 °C (41 ~ 82 °F)	
	Altitude	0 to 3048 m (0 ~ 10,000 ft)	
Physical	Dimensions (W x H x D)	482 x 177 x 480 mm (19" x 7" x 18.9")	
	Weight	14.0 kg (30.8 lb)	



## Dimension Diagram



Unit: mm (inch)

## Power Supply Options

Part Number	Watt	Input	Specifications			
			Output	Mini-load	Safety	MTBF
PS-250ATX-Z (ATX, PFC)	250 W	AC 95 ~ 132 V AC 190 ~ 264 V (Selectable)	+5 V @ 27 A +3.3 V @ 20 A +12 V @ 13 A -12 V @ 0.8 A -5 V @ 0.3 A +5 Vsb @ 2 A	+5 V @ 0.5 A +12 V @ 0.3 A	UL/cUL (60950 3rd) CE (EN61000-3-2 Class D) TUV/FCC/CSA/Nemko CB/CCC	100,000 hours @ 25 °C full load
PS-300ATX-ZB (ATX, PFC)	300 W	AC 90 ~ 264 V (Full-range)	+5 V @ 30 A +3.3 V @ 28 A +12 V @ 15 A -12 V @ 0.8 A -5 V @ 0.3 A +5 Vsb @ 2 A	+5 V @ 0.1 A +3.3 V @ 0.3 A	UL/cUL (60950 3rd) CE (EN61000-3-2 Class D) TUV/FCC/CSA/Nemko CB/CCC	100,000 hours @ 25 °C full load
RPS-300ATX-Z (ATX, PFC)	300 W	AC 90 ~ 264 V (Full-range)	+5 V @ 25 A +3.3 V @ 18 A +12 V @ 16 A -12 V @ 0.5 A -5 V @ 0.5 A +5 Vsb @ 2 A	+5 V @ 3 A +3.3 V @ 1 A +12 V @ 2 A +5 Vsb @ 0.1 A	UL/cUL (60950 3rd) CE (EN61000-3-2 Class D) TUV/FCC/CB/CCC	150,000 hours @ 25 °C full road

## Passive Backplane Options

Part Number	Slot	Segment
PCA-6114-OB1	14 ISA	Single
PCA-6114P4-C	8 ISA, 4 PCI, 2 PICMG	Single
PCA-6114P7-OD2	4 ISA, 6 PCI, 3 PICMG, 1 PCI/ISA	Single
PCA-6114P10-B	2 ISA, 10 PCI, 2 PICMG	Single
PCA-6113P4R-OC1	7 ISA, 4 PCI, 2 PICMG	Single
PCA-6114P12-OB1	1 ISA, 11 PCI, 1 PICMG/PCI, 1 PICMG	Single
PCA-6113P7X	4 ISA, 7 PCI(64-bit), 2 PICMG	Single
PCA-6114P12X-A1	1 ISA, 11 PC I (64-bit), 1 PICMG/PCI, 1 PICMG	Single



Rear panel of backplane version with redundant power supply

## Ordering Information

Part Number	With Power Supply	With Backplane	Regulation
IPC-610BP-00XH	Without power supply with ATX switch	--	None
IPC-610BP-25ZH	PS-250ATX-Z	--	UL, cUL, CE
IPC-610BP-30ZH	PS-300ATX-ZB	--	UL, cUL, CE
IPC-610BP-30RH	RPS-300ATX-Z	--	UL, cUL, CE