

3615 Industrial PCs

15.0" LCD Flat Panel Display

DS-361500(D)



Xycom Automation's newest generation of industrial PCs is designed and tested for the tough environments required for plant floor use. Our standard PC configurations meet the strict specifications required for use in hazardous locations and Europe's CE mark. Based on CPU boards designed specifically for industrial automation, these systems provide the capabilities required by demanding applications. With an installed base of over 200,000 systems, our industrial PC products are successfully applied in manufacturing and process environments world-wide.

FEATURES

- 15.0" XGA TFT color flat panel
- Choice of operator input options:
 - ♦ Analog resistive touchscreen only, or
 - ♦ Reprogrammable keypad with integrated mouse, or
 - ♦ Combination of keypad, mouse & touchscreen
- Intel® Pentium® III options up to 1.26 GHz
- Up to 512 MB DRAM (256 MB standard)
- 10/100 Base T Ethernet port
- Parallel , RS-232 and RS-232C or RS485, PS/2 keyboard and mouse ports
- USB ports (1.1 compliant)
 - ♦ 2 rear-access on all models
 - ♦ 1 front-access on KPM(T) models
- VGA port (supports simultaneous display with additional monitor)
- Four available expansion slots:
 - ♦ Three ¾-length (1 PCI, 1 ISA, and 1 either ISA or PCI)
 - ♦ One ½-length PCI
- DiskOnChip 2000 socket
- AGP graphics controller with 4 MB base memory
- Floppy drive and CD-ROM drive (with CD-R/W, DVD, or DVD-R/W upgrade options)
- Easily removable 20 GB hard drive
- Secondary IDE Drive options (choice of one):
 - ♦ Dual hard drives
 - ♦ Externally accessible CompactFlash™ options up to 512MB
 - ♦ External Drive bay connector for 9000-XBAY
- NEMA 4/4x/12 and IP65 front panels
- UL listed for hazardous locations: Class I Division 2, Groups A, B, C, D; Class II Division 2, Groups F and G (DVD-R/W option not approved for hazardous locations)
- Pre-loaded with MS-DOS®, Windows® NT, Windows® 2000 (with multi-language support), or Windows® XP
- 100-240V AC power supply
- 2-year warranty included

Easy-to-Read Display

The 3615 units utilize a bright TFT 15.0" LCD flat panel display. Complex operations and screens can be displayed with clarity. XGA (1024 x 768) resolution is recommended. However, the 3615 units will display SXGA (1280 x 1024) resolution with some clarity degradation. The AGP graphics defaults to 4MB video RAM and will automatically share RAM (up to 32 MB) with the system to allow full 32-bit color depth.

Higher Performance

With up to 1.26 GHz Pentium III processors available, the 3615 units can drive the most demanding applications. The 3615 units ship standard with a Pentium III 1 GHz CPU with 256k cache

running at 133 MHz bus. A Pentium III 1.26 GHz with 512K cache running at 133 MHz bus is an available option.

Fits Your Needs

The 3615 units can be configured many different ways. With four available expansion slots (three ¾-length ISA/PCI, one ½-length PCI), many cost effective, industry standard options are easily integrated. The optional dual hard drive, solid-state drive, externally accessible Compact Flash, or external drive bay connector provide the storage solution you require. Additionally, the CD-ROM can be upgraded to CD-R/W, DVD, or DVD-R/W, so that even more storage and/or backup options are available. The optional 9000-XBAY

allows you to externally mount any two IDE devices without requiring a power supply or unreliable cabling.


Meets High Standards

To survive on the plant floor, the 3615 units meet NEMA 4/4x/12, IP65, FCC, UL, cUL, and European CE mark requirements for industrial automation equipment. Xycom Automation leads the industry in reliability, service, and support with an optional five year warranty available.



SERVICEABILITY

The 3615 CPU section easily removes from the front panel and display unit without having to detach the front panel from the NEMA enclosure. One electrical connection is used to attach the entire front panel to the rear CPU section. The rear CPU section can be replaced with another very quickly. With the cover removed expansion cards are easily installed without cumbersome cables to contend with.




EASILY REPLACEABLE HARD DRIVE




The 3615 units have incorporated an easy access hard drive mount. Simply remove 2 screws and extract the hard drive. Remove the metal bracket and retention spring, attach it to the new hard drive and install your replacement.

SECONDARY DRIVE OPTIONS


The 3615 units have several options for the secondary IDE port on the CPU. The hard drive can be replaced with a dual hard drive unit. If solid state storage media is desired then an externally accessible Type I or Type II CompactFlash™ option is available. If a DVD, Tape backup, or other IDE device is required then an external connector for a remote drive bay can be ordered.



External Bay Connector



Dual 2.5" Hard Drives



Externally Accessible CompactFlash™

REMOTE DRIVES



With the external bay connector (shown above) installed, the 9000-XBAY* can be utilized. The 9000-XBAY allows any two IDE devices to be installed and connected to the 3615 unit via a single cable. When using a 9000-XBAY with the 3615 units, the internal power supply option must be chosen when configuring the 9000-XBAY. The 9000-XBAY can be mounted on a shelf, behind a panel, or used with a NEMA door (optional).

*9000-XBAY sold separately.

PRODUCT CONFIGURATIONS

3615T Configuration

Display	15.0" LCD color display, 1024 x 768 (XGA), 300 nits
Operator Input	Analog resistive touchscreen
Processors	Intel® Pentium® III
Preloaded OS	MS-DOS®, Windows NT®, 2000, XP
Expansion	One ISA, two PCI, one shared (ISA or PCI)



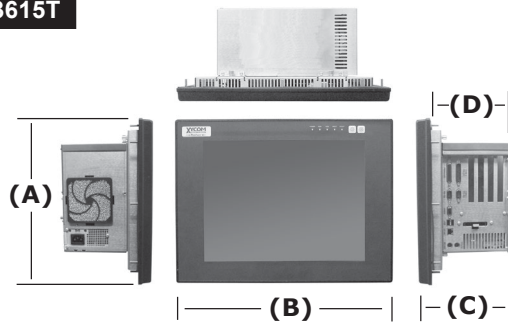
3615KPM(T) Configuration

Display	15.0" LCD color display, 1024 x 768 (XGA), 300 nits
Operator Input	Analog resistive touchscreen Reprogrammable 74-position keypad and industrial mouse (Touchscreen optional)
Processors	Intel® Pentium® III
Preloaded OS	MS-DOS®, Windows NT®, 2000, XP
Expansion	One ISA, two PCI, one shared (ISA or PCI)



PRODUCT DIMENSIONS

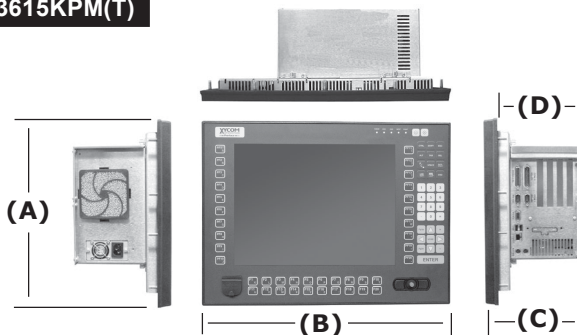
3615T



3615T Unit Dimensions

Model	3615T
Height (A)	12.62" (320.5 mm)
Width (B)	16.59" (421.4 mm)
Depth (C)	7.64" (194.0 mm)
Mounting Depth (D)	6.64" (168.6 mm)
Weight	25 lbs (11.34 kg)

3615KPM(T)

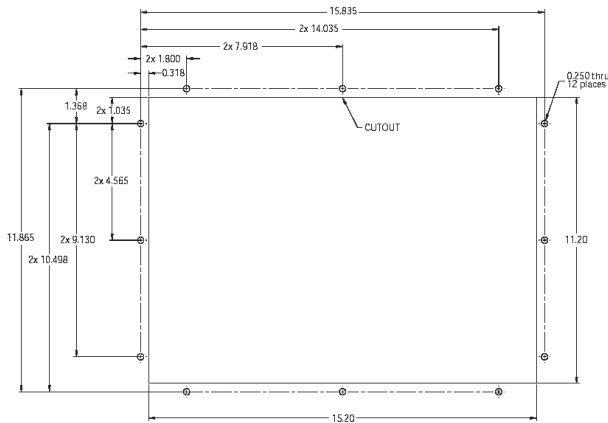


3615KPM(T) Unit Dimensions

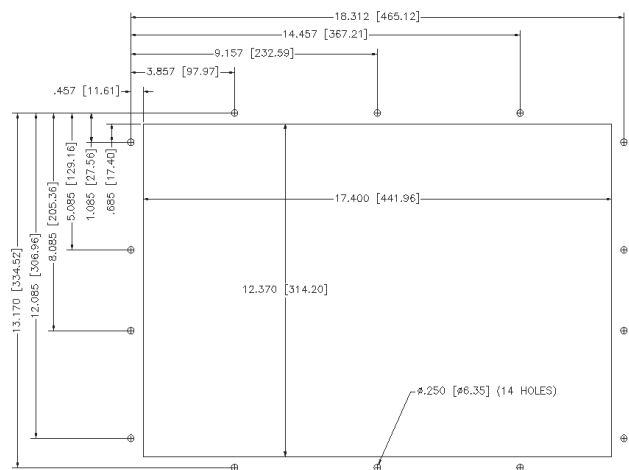
Model	3615KPM(T)
Height (A)	13.97" (354.8 mm)
Width (B)	19.00" (482.6 mm)
Depth (C)	7.64" (194.0 mm)
Mounting Depth (D)	6.64" (168.6 mm)
Weight	26 lbs (11.79 kg)

PRODUCT MOUNTING

3615T Cutout



3615KPM(T) Cutout



PRODUCT SPECIFICATIONS AND RATINGS

Environmental

	Operating	Nonoperating
Thermal	0°C to 50°C	-20°C to 60°C
Humidity	20% to 80% RH, noncondensing	20% to 80% RH, noncondensing
Shock ^a	15g peak acceleration, 11 msec duration	30g peak acceleration, 11 msec duration
Vibration 5-2000 Hz ^a	.006" peak to peak displacement 1.0g maximum acceleration	.015" peak to peak displacement 2.5g maximum acceleration
Altitude ^b	Sea level to 10,000 ft.	Sea level to 40,000 ft.

^a These values are with solid state hard drives and not rotating media drives.

^b Consistent with internal component specifications.

Electrical

Power Supply	150 watt AC	
AC Power	100 - 132/200 - 240V AC, 50-60 Hz (switch selectable), 4.0 Amp (maximum)	
Available Expansion Power	+3.3V@4.95A max ^a +5V@1.92A max ^a -5@190mA max ^b -12@190mA max ^b +12@1.9A max	^a +5V and +3.3V cannot exceed 26 watts. ^b -5V and -12V cannot exceed 3.6 watts.

Compliance

Regulatory Compliance

- CE**
- EN 55022: Class A
 - EN 61000-6-2
 - EN 60950
 - EN 61000-3-2, Class A
 - EN 61000-3-3
- FCC**
- 47 CFR, Part 15, Class A

Safety Agency Approvals

- UL**
- UL 508 Listed Listed
 - UL 1604 Listed*
- CUL**
- CSA-C22.2, #142 Listed
 - CSA-C22.2, #213 Listed*

Front Panel

- NEMA 4/4X/12, IP65



All agency approvals are pending for DC voltages

* DVD-R/W drives are not approved for hazardous locations.

ORDERING INFORMATION

To create an order number, follow the conventions defined by the example order numbers and product configurations.

Example Order Number

Base Order Number	Description
3615T-1000-256-CDF-2K	3615T with Touchscreen front panel, Socket 370 Intel Pentium III 1 GHz CPU (256K Cache, 133 MHz bus), 256 MB DRAM, 20 GB minimum Hard Drive, Rear Access CD-ROM and Floppy, Windows 2000 operating system, On-board 10/100 Ethernet and USB, two PCI, one ISA, and one PCI or ISA 3/4-length available expansion slots.

3615 -

Operator Input

- T 15" TFT with touchscreen
- KPM 15" TFT with keypad and mouse
- KPMT 15" TFT with keypad, mouse and touchscreen

CPU

- 1000 Pentium III 1.0 GHz, 256k Cache, 133 MHz Bus
- 1260 Pentium III 1.26 GHz, 512k Cache, 133 MHz Bus

DRAM

- 256 256 MB DRAM
- 512 512 MB DRAM

Internal Hard Drive

- Blank Internal 3.5" 20 GB minimum EIDE hard drive
- 40G 40 GB internal EIDE hard drive
- ND No internal hard drive^a
- DHD Dual 2.5" 10 GB minimum hard drives
- 3GSS 3 GB solid state hard drive^b

Rotating Media Devices

- CDF Rear Access Floppy and CD-ROM
- CDWF Rear Access Floppy and Read/Write CD-ROM^c
- F Rear Access Floppy only
- DVDF Rear Access Floppy and DVD-ROM Drive^c
- DVDWFRear Access Floppy and Read/Write DVD-ROM Drive^{c f}

Externally Accessible IDE^d

- blank Nothing Installed
- CF Externally Accessible Type I/II CompactFlash site
- 128CF Externally Accessible Type I/II CompactFlash site w/128 MB
- 256CF Externally Accessible Type I/II CompactFlash site w/256 MB
- 512CF Externally Accessible Type I/II CompactFlash site w/512 MB
- XBAY Connector for use with 9000-XBAY or 9000-XBAY-FP

Operating System

- DOS MS-DOS
- NT Windows NT^e
- 2K Windows 2000 (multi-language)^e
- XP Pre-Activated Windows XP^e

^a 128CF, 256CF, or 512CF (with DOS) option must be chosen when selecting the -ND option. ^b Not recommended when applications are storing data. ^c When ordering -CDWF, -DVDF, -DVDWF options with MS-DOS, drivers will not be loaded and devices will not function properly (requires Windows). ^d Externally accessible options are not available when choosing -DHD option. ^e Windows operating systems are only available when Internal Hard Drive or -DHD options are chosen. ^f Hazardous locations approvals do not apply when configured with a DVD-R/W drive option.

Important Notice for XP configurations: Certain Microsoft® software product(s) included with this computer may use technological measures for copy protection. IN SUCH EVENT, YOU WILL NOT BE ABLE TO USE THE PRODUCT IF YOU DO NOT FULLY COMPLY WITH THE PRODUCT ACTIVATION PROCEDURES. Product activation procedures and Microsoft's privacy policy will be detailed during initial launch of the product, or upon certain reinstallations of the software product(s) or reconfigurations of this computer, or may be completed by Internet or telephone (toll charges may apply).

Warranty Information

The 3615 series carries a two-year parts & labor warranty.

Xycom Automation, Inc.
750 North Maple Rd.
Saline, MI 48176-1292

Phone: 734-429-4971
Fax: 734-429-1010
http://www.xycom.com

Customer Support Hotline:
734-944-0482

